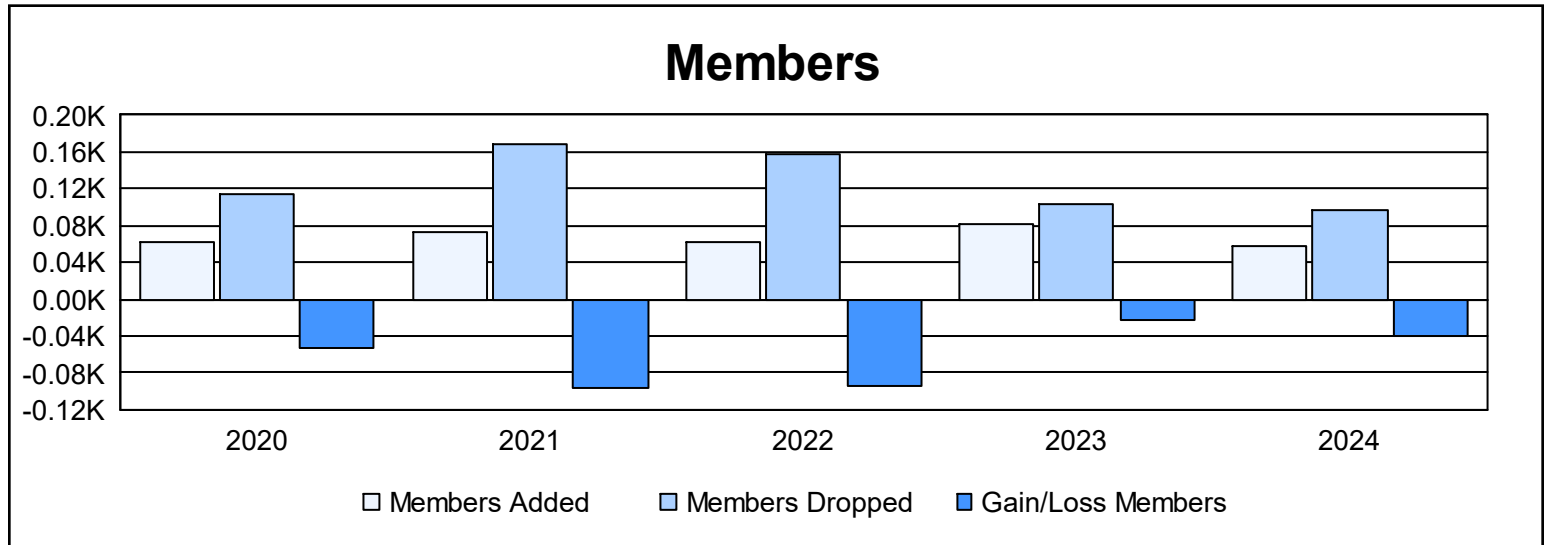
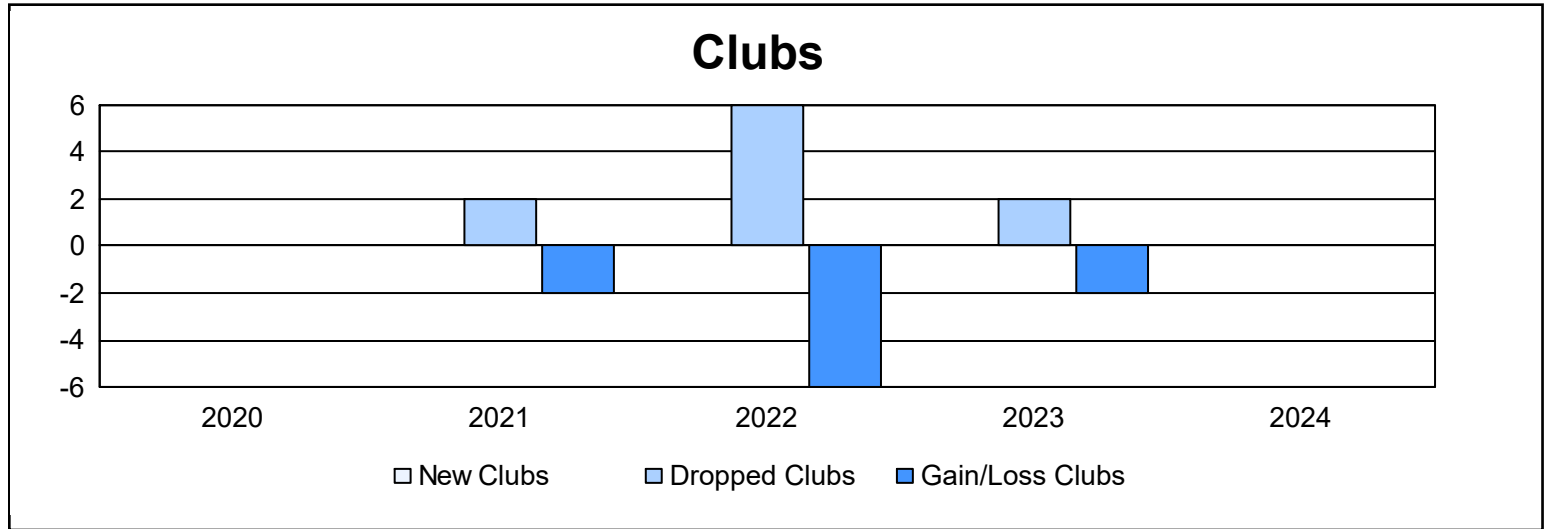
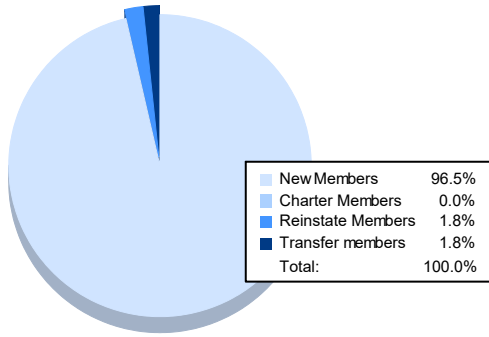


| Year | New Clubs | Dropped Clubs | Gain/ Loss Clubs | New Members | Charter Members | Reinstate Members | Transfer Members | Total Member Added | Total Members Dropped | Gain/ Loss Members |
|----------------|-----------|---------------|------------------|-------------|-----------------|-------------------|------------------|--------------------|-----------------------|--------------------|
| 2019-2020 | 0 | 0 | 0 | 54 | 1 | 2 | 5 | 62 | 114 | -52 |
| 2020-2021 | 0 | 2 | -2 | 69 | 0 | 4 | 0 | 73 | 169 | -96 |
| 2021-2022 | 0 | 6 | -6 | 57 | 0 | 5 | 1 | 63 | 158 | -95 |
| 2022-2023 | 0 | 2 | -2 | 69 | 0 | 2 | 11 | 82 | 104 | -22 |
| 2023-2024 | 0 | 0 | 0 | 55 | 0 | 1 | 1 | 57 | 97 | -40 |
| Average | 0 | 2 | -2 | 61 | 0 | 3 | 4 | 67 | 128 | -61 |



Membership Composition June 2024 Cumulative



Gender Composition June 2024 Cumulative

